

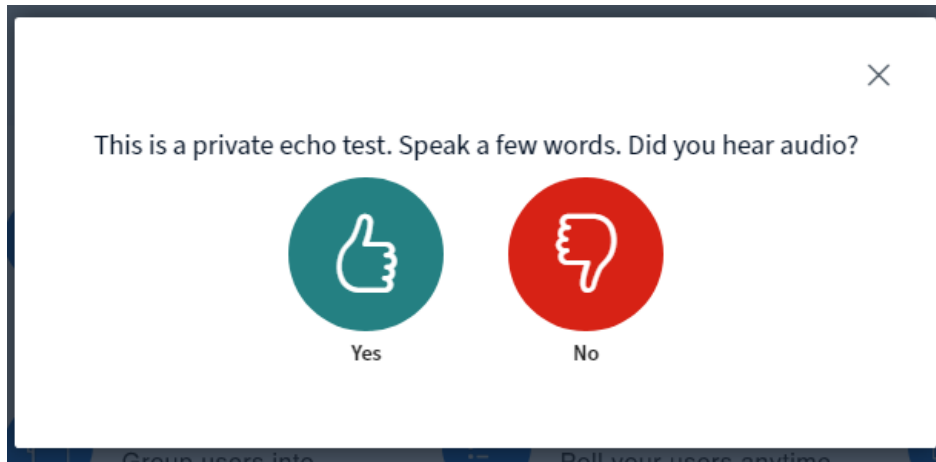
### **Sound or microphone issues**

If your microphone has gone off and other participants cannot hear you, try to refresh the browser page by pressing **Ctrl+F5** or **Shift+F5**.

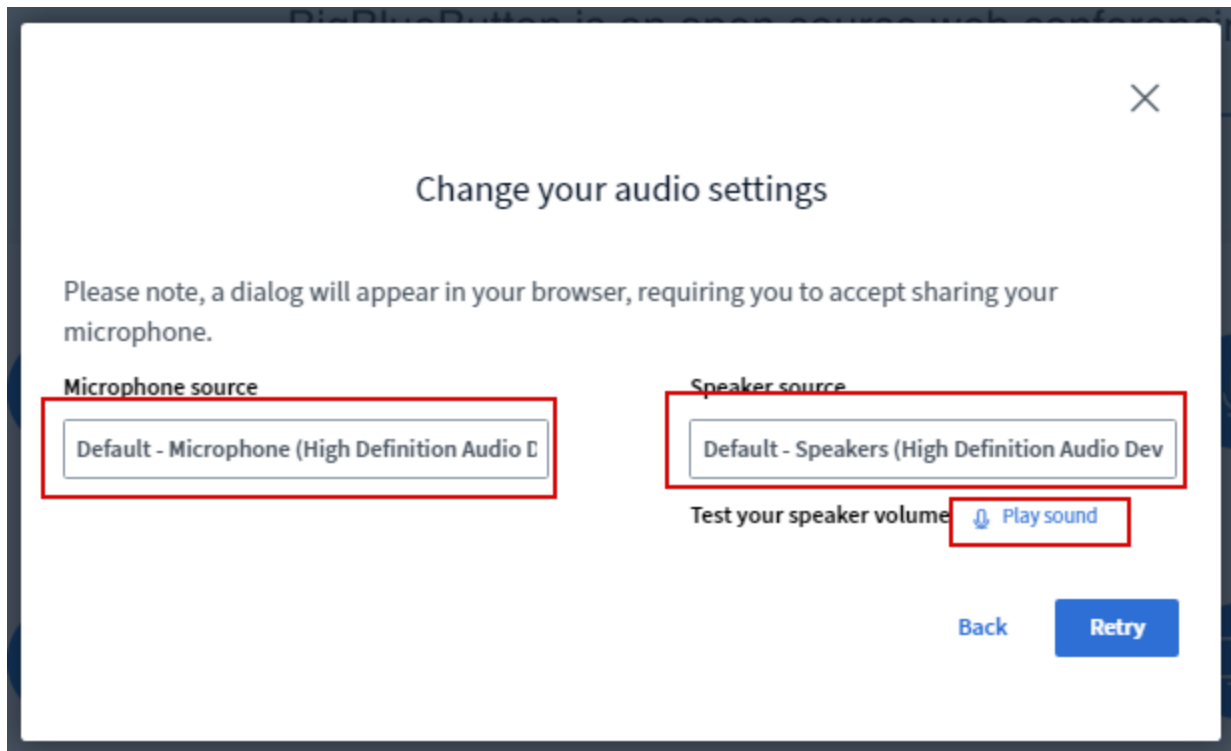
If it does not help, please close the online video-conference session and turn it on again.

Another possible solution for the problems with a microphone:

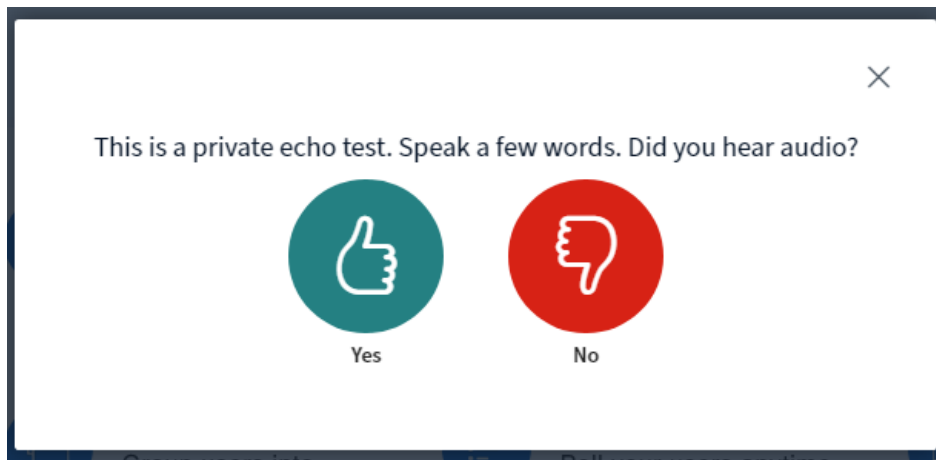
The following window appears after you have chosen to turn on microphone:



Choose "No". The window for choosing a sound recording or playing device will appear.



Then choose a right sound (microphone and/or speaker) source. If necessary, test the device by pressing the **“Play sound”** button. Press **“Retry”** button after choosing the right device. After the test, the window will appear again:



Choose **“Yes”**.

### **Problems with presentation**

If your presentation was loaded but the black screen appears, press the button F5

### **Problems with joining of students to the video-conference**

Students cannot join to videoconferences, which have “Guest” access status. They have to sign up for the following videoconference either by having a keywork or by being signed up manually.